





**POPLAR TRACE**

**CORYDON, IN**

ELEVATION	NAME	BASE PRICE	DESCRIPTION
	BEDFORD	\$259,900	RANCH 1,200 Sq. Ft. 3 Bed 2 Bath 2 -Car Garage
	ELEANOR	ELEVATION A: \$297,900 B: \$295,900	RANCH 1,315 Sq. Ft. 3 Bed 2 Bath 2-Car Garage
	HARRISON	ELEVATION A:\$311,900 B:\$313,900 C:\$307,900 D:\$309,900	RANCH 1,484- 2,343 Sq. Ft. 3 - 4 Bed 2 - 3 Bath 2 -Car Garage
	PAISLEE	ELEVATION A: \$297,900 B: \$299,900 C: \$301,900 D: \$303,900	RANCH 1,374-2,132 Sq. Ft. 3 - 4 Bed 2 - 3 Bath 2-Car Garage

*Disclaimer: Prices, specifications, and availability subject to change without notice. Prices reflect base price only. Basement and bonus room options and prices available upon request. Square footages vary based on basement and bonus areas.*